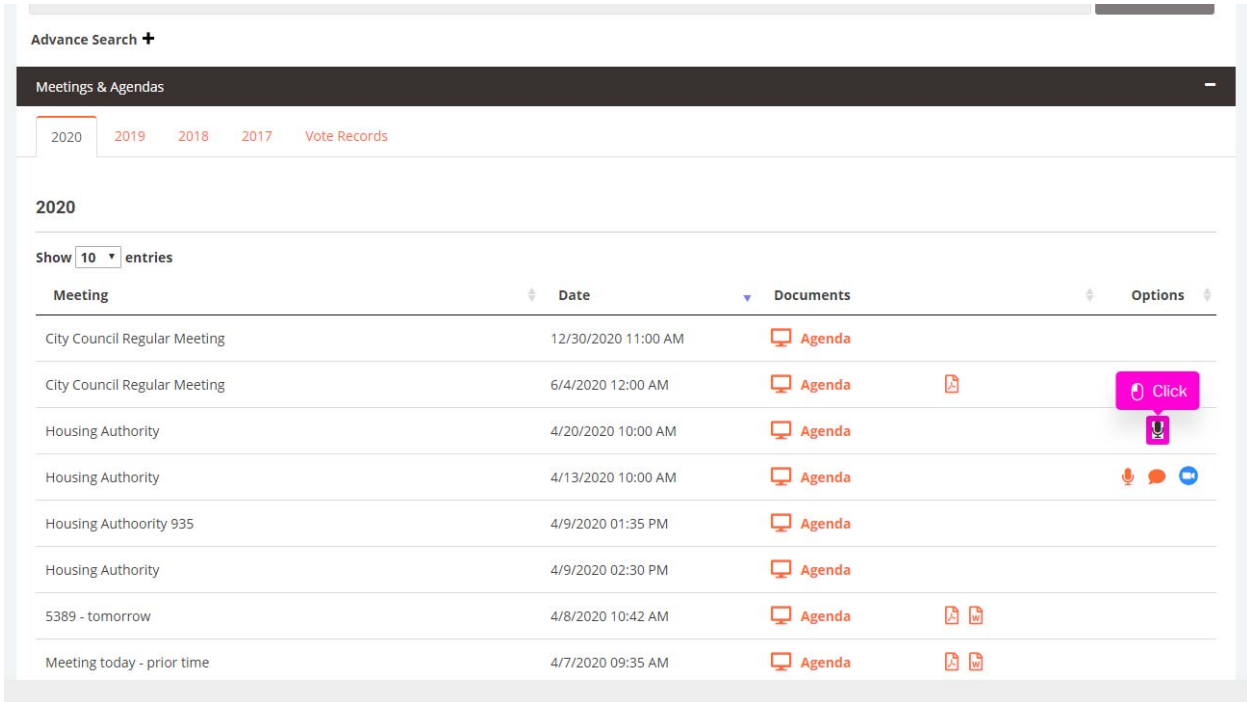
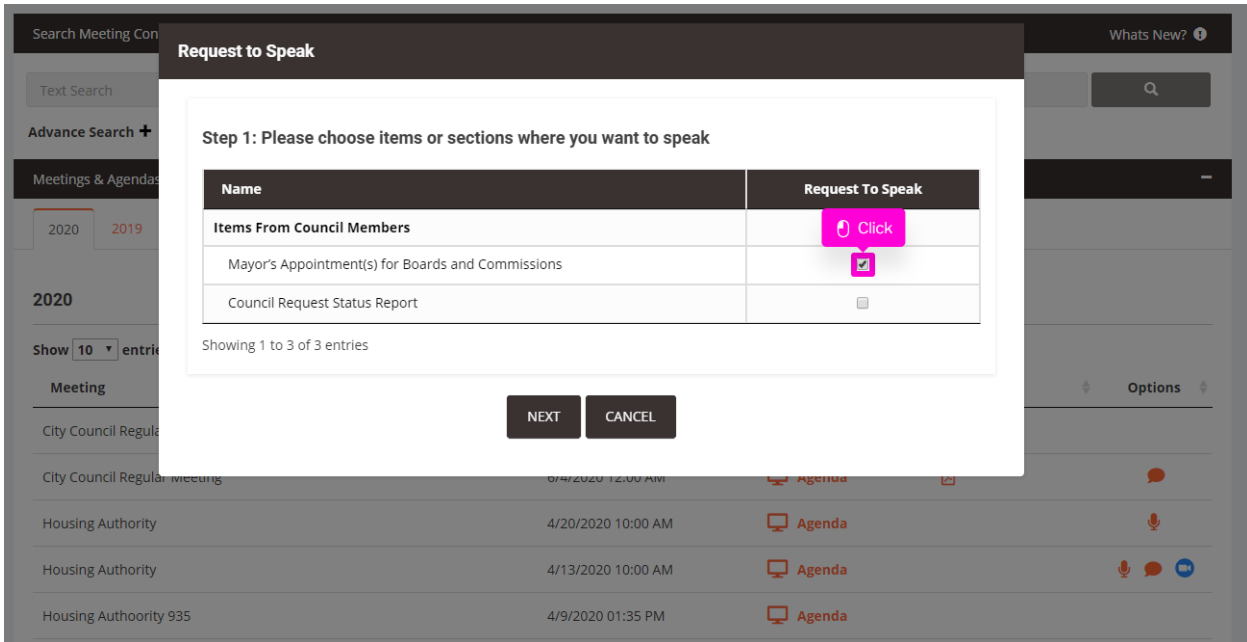


How To Request To Speak During Public Comment

1. Members of the public visiting the public portal can sign up to speak when the speaker option, the microphone icon, is available.



2. Select each item you wish to speak on and click next.



How To Request To Speak During Public Comment


3. Enter a position for each selected entry.

Request to Speak

Step 2: Please enter your vote ←

Name	For	Against	No Position
Items From Council Members			
Mayor's Appointment(s) for Boards and Commissions	<input type="radio"/>	<input type="radio"/>	<input checked="" type="radio"/>
Council Request Status Report	<input type="radio"/>	<input type="radio"/>	<input checked="" type="radio"/>

Showing 1 to 3 of 3 entries


 Click

NEXT **CANCEL**

4. Please enter your First Name, Last Name, and click on the Submit button.

Request to Speak

Step 3: Please enter your details ←

First Name: *  Click

Last Name: *

ZIP Code: *

Phone Number:

SUBMIT **CANCEL**