

**MAYOR**  
Miguel A. Pulido  
**MAYOR PRO TEM**  
Michele Martinez  
**COUNCILMEMBERS**  
P. David Benavides  
Vicente Sarmiento  
Jose Solorio  
Sal Tinajero  
Juan Villegas



**CITY MANAGER**  
Raul Godinez II  
**CITY ATTORNEY**  
Sonia R. Carvalho  
**CLERK OF THE COUNCIL**  
Maria D. Huizar

## CITY OF SANTA ANA

20 Civic Center Plaza, M-36 • P.O. Box 1988  
Santa Ana, California 92702  
[www.santa-ana.org](http://www.santa-ana.org)

April 17, 2018

### ADDENDUM No. One

**SUBJECT: PROJECT No. 18 6907: Local Street Preventative Maintenance  
FY 2017/18**

The following changes have been made to the Specifications of the subject project.

### **Specifications**

1. BID PROPOSAL, P-1 of P-17 and P-2 of P17: **Replace** Pages P-1 of P-17 and P-2 of P-17 with the attached pages P-1 of P17 and P-2 of P-17.
2. APPENDIX G, Location Map and Striping Plans: **Replace** Appendix G with the attached entire set of Appendix G.

All other terms and conditions remain the same.

FOR THE CITY OF SANTA ANA

Edwin "William" Galvez  
City Engineer  
Public Works Agency

### SANTA ANA CITY COUNCIL

Miguel A. Pulido  
Mayor  
[MPulido@santa-ana.org](mailto:MPulido@santa-ana.org)

Michele Martinez  
Mayor Pro Tem, Ward 2  
[MMartinez@santa-ana.org](mailto:MMartinez@santa-ana.org)

Vicente Sarmiento  
Ward 1  
[VSarmiento@santa-ana.org](mailto:VSarmiento@santa-ana.org)

Jose Solorio  
Ward 3  
[JSolorio@santa-ana.org](mailto:JSolorio@santa-ana.org)

P. David Benavides  
Ward 4  
[DBenavides@santa-ana.org](mailto:DBenavides@santa-ana.org)

Juan Villegas  
Ward 5  
[JVillegas@santa-ana.org](mailto:JVillegas@santa-ana.org)

Sal Tinajero  
Ward 6  
[STinajero@santa-ana.org](mailto:STinajero@santa-ana.org)

**CITY OF SANTA ANA  
PROPOSAL**

**ADDENDUM No. One**

PROJECT NO.: 18-6907

LOCAL STREET PREVENTATIVE MAINTENANCE FY 2017-18

**BID PROPOSAL**

TO: CITY COUNCIL OF THE CITY OF SANTA ANA

FROM: \_\_\_\_\_

**REQUIREMENT:**

**ADDENDUM No. One**

The undersigned bidder declares that they have carefully examined the location of the proposed work, that they have examined the Contract Documents in its entirety and hereby proposes to furnish all material and do all the work required to complete the said work in accordance with said plans (if any) and the specifications for the unit price(s) or lump sum(s) set forth in the following schedule:

<b>Item</b>	<b>Description</b>	<b>Qty</b>	<b>Unit</b>	<b>Unit Price</b>	<b>Amount</b>
1	Unclassified Excavation *	60	CY	\$	\$
2	Cold Mill (2") *	182,200	SF	\$	\$
3	AC Pavement *	2,370	TN	\$	\$
4	Rubberized Emulsion Aggregate Slurry (REAS) Type II *	1,960	TN	\$	\$
5	PCC Curb & Gutter (Type A-2-6)	45	LF	\$	\$
6	Grind PCC Gutter	100	LF	\$	\$
7	Tree Root shaving	1	EA	\$	\$
8	Adjust Manhole Frame & Cover to Finished Grade	25	EA	\$	\$
9	Furnish and Install New Water Valve Frame & Cover to Finished Grade	23	EA	\$	\$
10	Crack Sealing	1	LS	\$	\$
11	Protection of Surface Utility Frames and Covers	1	LS	\$	\$
12	Remove Existing Striping, Pavement Legends, and Markers	1	LS	\$	\$
13	Signing & Striping	1	LS	\$	\$
14	Labor Agreement Oversight	1	LS	\$ 15,000	\$ 15,000

**CITY OF SANTA ANA  
PROPOSAL**

**ADDENDUM No. One**

PROJECT NO.: 18-6907

LOCAL STREET PREVENTATIVE MAINTENANCE FY 2017-18

<b>TOTAL BASE BID</b>	\$
-----------------------	----

The lowest responsible bidder shall be selected based on the total base bid. The City reserves the right to award the Base Bid, and any, all, or none of the add-alternate bid items.

\* The quantity for this bid item is shown for bid comparison only. This bid item shall not be subject to the "25%" limit as stated in Section 3-2 of the Standard Specifications. The actual amount for this item will be dictated by the actual quantity used, and the Agency reserves the right to increase or decrease the quantity of this item accordingly.

**ADD ALTERNATE BID 1**

15	Rubberized Emulsion Aggregate Slurry (REAS) Type II	110	TN	\$	\$
16	Crack Sealing (Location Map Area 1)	1	LS	\$	\$
17	Protection of Surface Utility Frames and Covers (Location Map Area 1)	1	LS	\$	\$
18	Remove Existing Striping, Legend, and Markers and Replace in-kind (Location Map Area 1)	1	LS	\$	\$
<b>TOTAL ADD ALTERNATE BID 1</b>					\$

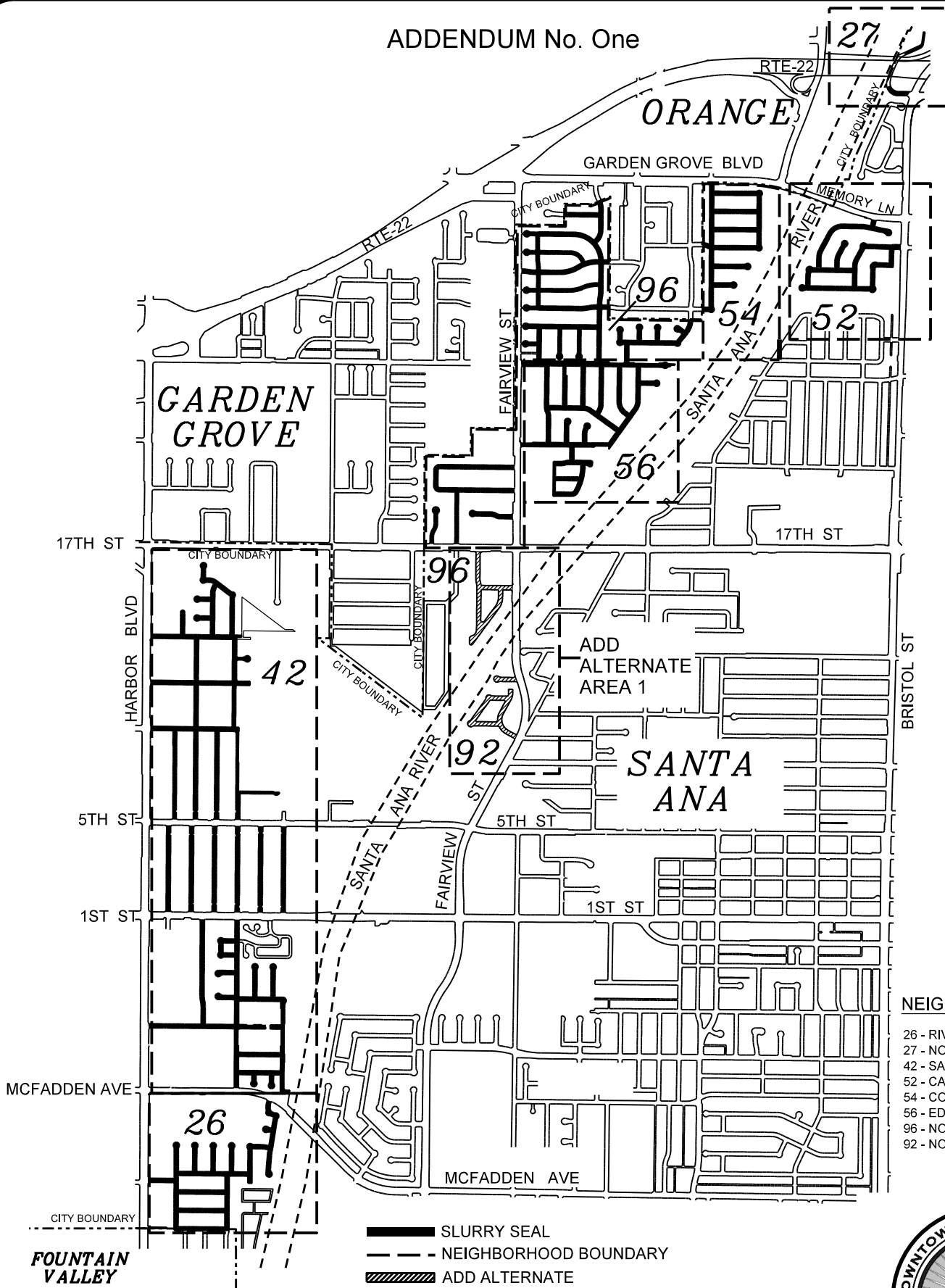
**APPENDIX G  
PROJECT NO.: 18-6907  
LOCAL STREET PREVENTATIVE MAINTENANCE FY 2017-18**

**LOCATION MAP**

**AND**




**STRIPING PLANS**

ADDENDUM No. One



NEIGHBORHOOD

- 26 - RIVERVIEW WEST
- 27 - NORTHWEST
- 42 - SANTA ANAITA
- 52 - CASA DE SANTIAGO
- 54 - CONCORD
- 56 - EDNA PARK
- 96 - NON-NEIGHBORHOOD
- 92 - NON-NEIGHBORHOOD

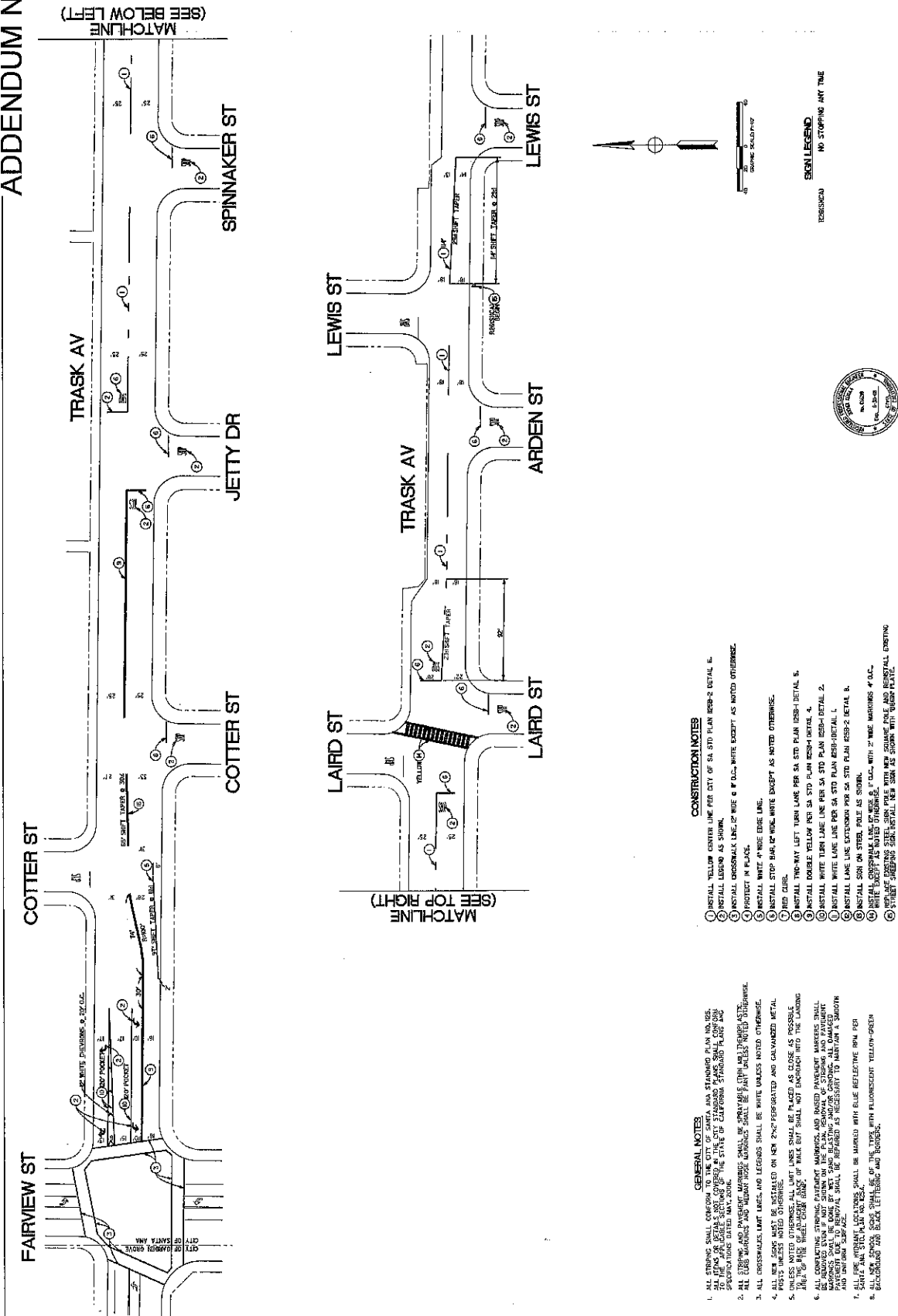
-  SLURRY SEAL
-  NEIGHBORHOOD BOUNDARY
-  ADD ALTERNATE



PROJECT 18-6907  
LOCAL STREET PREVENTATIVE MAINTENANCE  
FY 2017-18  
LOCATION MAP



ADDENDUM No. One



TRASK AVENUE CHANNELIZATION - FAIRVIEW STREET TO LEWIS STREET

CONSTRUCTION NOTES

1. INSTALL YELLOW CENTER LINE PER CITY OF SA STD PLAN RSB-2 DETAIL 6.
2. INSTALL CROSSWALK LINE 12" WIDE @ 8' O.C., WHITE EXCEPT AS NOTED OTHERWISE.
3. INSTALL STOP BAR 12" WIDE WHITE EXCEPT AS NOTED OTHERWISE.
4. INSTALL TWO-WAY LEFT TURN LANE PER SA STD PLAN RSB-1 DETAIL 5.
5. INSTALL DOUBLE YELLOW PER SA STD PLAN RSB-1 DETAIL 4.
6. INSTALL WHITE TURN LANE PER SA STD PLAN RSB-1 DETAIL 2.
7. INSTALL LANE LINE EXTENSION PER SA STD PLAN RSB-2 DETAIL 8.
8. INSTALL SIGN ON STEEL POLE AS SHOWN.
9. INSTALL SIGN ON STEEL POLE WITH 2" WIDE MARKINGS # R.C.
10. INSTALL SIGN ON STEEL POLE WITH NEW SQUARE POLE AND REINSTALL EXISTING SIGN.
11. INSTALL SIGN ON STEEL POLE WITH 2" WIDE MARKINGS # R.C.
12. INSTALL SIGN ON STEEL POLE WITH NEW SQUARE POLE AND REINSTALL EXISTING SIGN.

GENERAL NOTES

1. ALL SIGNS SHALL CONFORM TO THE CITY OF SANTA ANA STANDARDS PLAN AND SPECIFICATIONS FOR THE CITY OF SANTA ANA AND THE STATE OF CALIFORNIA STANDARD PLANS AND SPECIFICATIONS.
2. ALL SIGN MOUNTING AND MOUNTING HARDWARE SHALL BE SPRAYABLE COPR AND ZINC PLATED.
3. ALL CROSSWALKS, LANE LINES, AND LEGENDS SHALL BE WHITE UNLESS NOTED OTHERWISE.
4. ALL NEW SIGNS MUST BE INSTALLED ON NEW 2"x2" FERROPERATED AND GALVANIZED METAL POSTS UNLESS NOTED OTHERWISE.
5. THE SIGN MOUNTING HARDWARE SHALL BE PLACED AS CLOSE AS POSSIBLE TO THE SIGN AND SHALL BE PROTECTED BY A SIGN PROTECTIVE DEVICE.
6. ALL SIGN MOUNTING HARDWARE AND BASES MUST BE REMOVED UPON THE REMOVAL OF SIGNS AND REINSTALLATION OF SIGNS SHALL BE NECESSARY TO MAINTAIN A SMOOTH AND UNIFORM SURFACE.
7. SIGN MOUNTING HARDWARE SHALL BE MARKED WITH BLUE REFLECTIVE RIVET PER CITY OF SANTA ANA STANDARDS PLAN AND SPECIFICATIONS.
8. ALL NEW SIGNS SHALL BE OF THE TYPE WITH FLUORESCENT YELLOW-ORANGE BACKGROUND AND BLACK LETTERING AND NUMBERS.

PROJECT NO. 14-11-10-11		DATE: 1-23-08	
PROJECT NAME: CHANNELIZATION PLAN, TRASK AVENUE FROM FAIRVIEW STREET TO LEWIS STREET		DATE: 1-23-08	
DRAWN BY: J. G. GARDNER		DATE: 1-23-08	
CHECKED BY: J. G. GARDNER		DATE: 1-23-08	
APPROVED BY: J. G. GARDNER		DATE: 1-23-08	
DESIGNED BY: J. G. GARDNER		DATE: 1-23-08	
CITY OF SANTA ANA		PUBLIC WORKS AGENCY	
CITY OF SANTA ANA		CITY OF SANTA ANA	
SHEET 1 OF 1		SHEET 1 OF 1	

