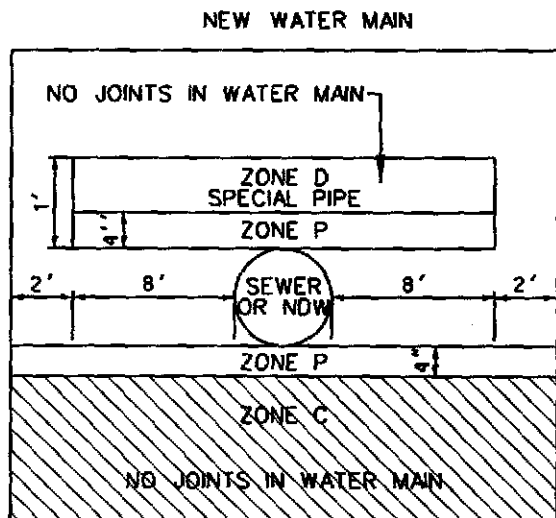
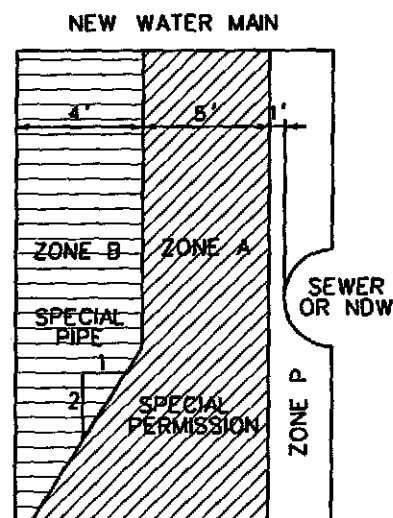


CASE 1



CROSSINGS



PARALLEL CONSTRUCTION

ZONES IDENTICAL ON EITHER SIDE OF CENTERLINES SHOWN

NOTES:

1. THE DESIGN AND INSTALLATION OF SEWER FORCE MAINS REQUIRE SPECIAL CITY REVIEW AND APPROVAL.
 2. THE DESIGN OF ALL WATER, SEWER AND NON DOMESTIC WATER (NDW) MAINS 24-INCH IN DIAMETER AND LARGER SHALL BE REVIEWED AND APPROVED BY THE STATE HEALTH DEPARTMENT PRIOR TO CONSTRUCTION.
- REF. SOURCE: CALIFORNIA CODE OF REGULATIONS TITLE 22, CALIFORNIA WATER WORKS STANDARDS, CHAPTER 16.


CONSTRUCTION REQUIREMENTS FOR DOMESTIC WATER MAINS

ZONE

- A — SPECIAL PERMISSION REQUIRED. DO NOT LOCATE ANY PARALLEL WATER MAIN IN THIS AREA WITHOUT CITY ENGINEER AND STATE HEALTH DEPARTMENT APPROVAL.
- B — IF THE SEWER OR NON-DOMESTIC WATER MAIN DOES NOT MEET THE REQUIREMENTS OF CASE 1, ZONE B ON STD. 1427A, THE WATER MAIN SHALL BE DIP, C900 PVC PIPE CLASS 200 WITH PUSH-ON TYPE RUBBER RING JOINTS OR MORTAR-LINED AND COATED STEEL PIPE (1/4" THICK MINIMUM WALL) WITH FULLY WELDED JOINTS.
- C — IF THE SEWER OR NON-DOMESTIC WATER MAIN DOES NOT MEET THE REQUIREMENTS OF CASE 1, ZONE C ON STD. 1427 A, THE WATER MAIN SHALL BE CONSTRUCTED AS DESCRIBED FOR ZONE B ABOVE, WITH THE EXCEPTION THAT THE WATER MAIN SHALL CONTAIN NO JOINTS IN ZONE C.
- D — IF THE SEWER OR NON-DOMESTIC WATER MAIN DOES NOT MEET THE REQUIREMENTS OF CASE 1, ZONE D ON STD. 1427 A, THE WATER MAIN SHALL BE CONSTRUCTED AS DESCRIBED FOR ZONE B ABOVE, WITH THE EXCEPTION THAT THE WATER MAIN SHALL CONTAIN NO JOINTS IN ZONE D.
- P — PROHIBITED ZONE: NO DOMESTIC WATER MAINS, CALIFORNIA CODE OF REGULATIONS TITLE 22, CALIFORNIA WATER WORKS STANDARDS, CHAPTER 16.

APPROVED: *[Signature]* DATE: 11/26/08

CITY OF SANTA ANA
PUBLIC WORKS AGENCY



DATE	REVISION
9/02/08	R.R. UPDATED

CASE 1
SEPARATION OF DOMESTIC WATER MAINS
FROM SANITARY SEWERS AND
NON-DOMESTIC WATER MAINS

STD. PLAN
NUMBER
1427