

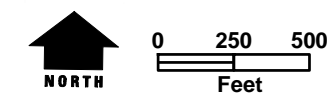


# Vicinity Map



## Legend

-  Specific Development Boundary
-  500' Radius



Copyright 2010. All Rights Reserved

